







Table 1 - House and Contents Insurance Policies (May 2019)

							
Location							Average
Takapuna, Auckland	\$ 1,228	\$ 1,443	\$ 1,759	\$ 1,378	\$ 1,433	\$ 1,538	\$ 1,463
Mangere, Auckland	\$ 1,203	\$ 1,475	\$ 1,726	\$ 1,532	\$ 1,482	\$ 1,503	\$ 1,487
Hamilton	\$ 1,208	\$ 1,312	\$ 1,651	\$ 1,452	\$ 1,463	\$ 1,499	\$ 1,431
New Plymouth	\$ 1,273	\$ 1,514	\$ 1,630	\$ 1,540	\$ 1,399	\$ 1,579	\$ 1,489
Wellington	\$ 1,630	Further details needed	Further details needed	Further details needed	\$ 2,247	\$ 1,957	\$ 1,945
Lower Hutt	\$ 1,831	Further details needed	Further details needed	Further details needed	\$ 3,145	\$ 2,239	\$ 2,405
Nelson	\$ 1,341	\$ 1,445	\$ 1,773	\$ 1,558	\$ 1,774	\$ 1,632	\$ 1,587
Christchurch	Further details needed	Further details needed	Further details needed	Further details needed	\$ 2,031	Further details needed	\$ 2,031
North Dunedin, Dunedin	\$ 1,164	\$ 1,203	\$ 1,627	\$ 1,443	\$ 1,582	\$ 1,427	\$ 1,408
Excess - House	\$300	\$400	\$300	\$400	\$500	\$300	
Excess - Contents	\$300	\$250	\$300	\$250	\$250	\$300	